



TL-DLFM4



Recessed Mounted Downlight light fixture. Fitting manufactured according to the EN / IEC 60598-1:2015 rules.

Longer life (L80B10 @ 50,000 hours)

Body Type: Die Cast Aluminium

Diffuser: Opal PC

Light Source: Cree or Equivalent

Driver: Tridonic, Eaglerise or Equivalent

Input Voltage: 220-240VAC 50/60HZ

Driver Protection: Class I

Beam Angle: 45°

Body Color: White / Black

IP Rating: IP44, IP54


Emergency Kit: Tridonic

Dimmable: 1-10V, Dali, IGBT

On Request: Other Wattage & Dimension Variants



PHILIPS
TRIDONIC
CREE 




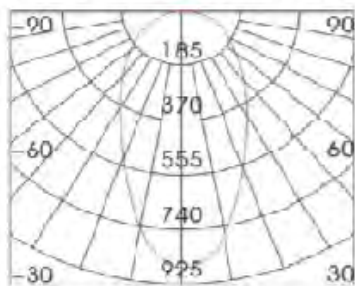
TEMPLUX



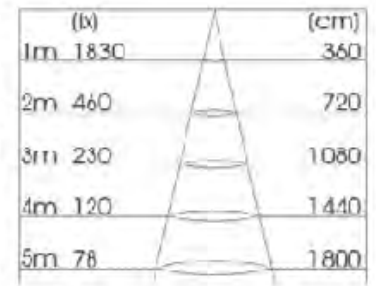
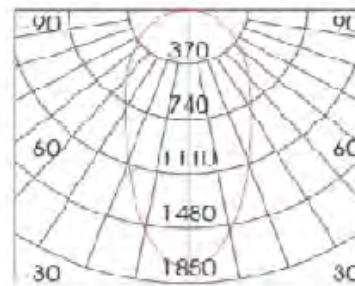
Product Variants

Product Code	Wattage	Lumen	Efficiency	CCT	Beam Angle	Dimension (ØxH) / Cut Out
TL-DLFM4-10W	10W	1000lm	100lm/W	2700K - 6000K	45°	Ø100xH75 / Ø90 mm
TL-DLFM4-20W	20W	2000lm	100lm/W	2700K - 6000K	45°	Ø140xH90 / Ø130 mm
TL-DLFM4-20W	20W	2000m	100lm/W	2700K - 6000K	45°	Ø185xH112 / Ø170 mm
TL-DLFM4-30W	30W	3000lm	100lm/W	2700K - 6000K	45°	Ø185xH112 / Ø170 mm
TL-DLFM4-40W	40W	4000lm	100lm/W	2700K - 6000K	45°	Ø230xH128 / Ø200 mm
TL-DLFM4-50W	50W	5000lm	100lm/W	2700K - 6000K	45°	Ø230xH128 / Ø200 mm

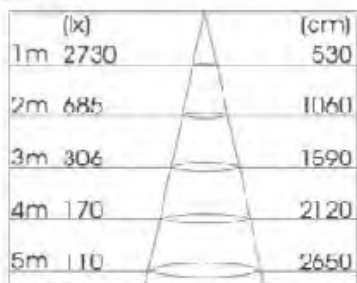
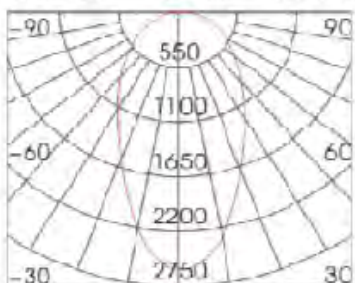
CREE 10W 3000K 45°



CREE 20W 3000K 45°



CREE 30W 3000K 45°



SAMSUNG 42W 3000K 45°

