



TL-DNFM2



Recessed Mounted downlight light fixture. Fitting manufactured according to the EN / IEC 60598-1:2015 rules.

Longer life (L70 @ 60,000 hours)

Body Type: Aluminium Die Cast

Reflector Finish: White, Satin & Chrome

Light Source: Cree or Philips COB

Driver: Philips/Tridonic

Input Voltage: 220-240VAC 50/60HZ

Driver Protection: Class I

Operating Temperature: - 10°C + 45°C

Beam Angle: 24°, 30°,35°,50° & 60°

Frame Color: White Or Black

IP Rating: IP20

Emergency Kit: Tridonic

Dimmable: 1-10V, Dali, IGBT

On Request: Other Wattage & Dimension Variants



PHILIPS
TRIDONIC
CREE 

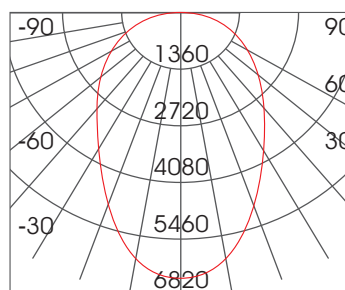




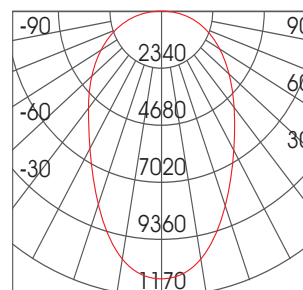
Product Variants

Product Code	Wattage	Lumen	Efficiency	CCT	Size / Cutout (mm)
TL-DLFM2-01-(A/B/C)-5	5W	800lm	160 lm/W	2700K/6500K	Φ95*H55mm / 80mm
TL-DLFM2-01-(A/B/C)-10	10W	1500lm	150 lm/W	2700K/6500K	Φ95*H75mm / 80mm
TL-DLFM2-01-(A/B/C)-15	15W	2000lm	135 lm/W	2700K/6500K	Φ115*H90mm / 100mm
TL-DLFM2-01-(A/B/C)-20	20W	2500lm	125 lm/W	2700K/6500K	Φ160*H95mm / 140mm
TL-DLFM2-01-(A/B/C)-30	30W	3000lm	100 lm/W	2700K/6500K	Φ215*H130mm / 200mm
TL-DLFM2-01-(A/B/C)-50	50W	5000lm	100 lm/W	2700K/6500K	Φ215*H145mm / 200mm

30W 60°



50W 60°





TL-DNFM2-02



A -CHROME



B -WHITE

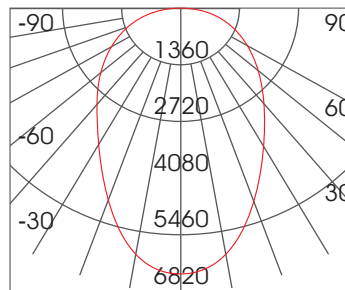


C -BLACK

Product Variants

Product Code	Wattage	Lumen	Efficiency	CCT	Size (LXWXH) / Cutout (mm)
TL-DLFM2-02-(A/B/C)-12	12W	1200lm	100 lm/W	2700K/6500K	95L*95W*H70mm / 80*80mm
TL-DLFM2-02-(A/B/C)-15	15W	1500lm	100 lm/W	2700K/6500K	110L*110W*H80mm / 100*100mm
TL-DLFM2-02-(A/B/C)-20	20W	2000lm	100 lm/W	2700K/6500K	150L*150W*H105mm / 140*140mm
TL-DLFM2-02-(A/B/C)-30	30W	3000lm	100 lm/W	2700K/6500K	210L*210W*H135mm / 200*200mm
TL-DLFM2-02-(A/B/C)-50	50W	5000lm	100 lm/W	2700K/6500K	210L*210W*H135mm / 200*200mm

30W 60°



50W 60°

