



## TL-FCSYL01



Wall Washer light fixture. Fitting manufactured according to the EN / IEC 60598-1:2015 rules.

Longer life (L80B20 @ 50,000 hours)

Body Type: Aluminium Alloy body

Diffuser: Tempered Glass

Light Source: Cree or Equivalent

Input Voltage: 220 - 240V

Lumens: 90 - 140 lm/W

Operating Temperature: - 20°C + 55°C

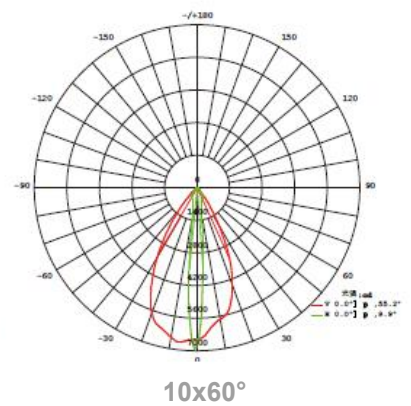
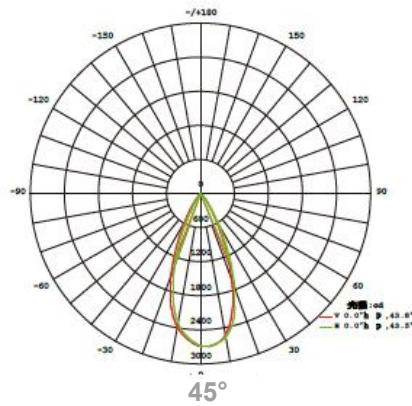
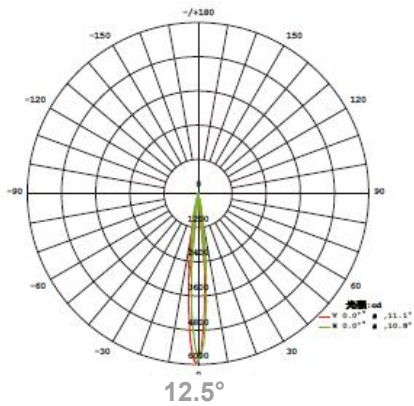
Beam Angle: 8°, 12.5°, 20°, 30°, 45°, 60°, 15x30° & 10x60°

Body Color: Grey / Customized

On Request: Other Wattage & Dimension Variants



Templux Lighting s.r.l, Via Gradenigo 58, PD35100, Italy, [info@templuxitaly.com](mailto:info@templuxitaly.com), [www.templuxitaly.com](http://www.templuxitaly.com)



## Product Variants

Product Code	Wattage	CCT	Dimension DxH (MM)
TL-FCSYL01-01	11W, 20W	2700K - 6500K, RGB	140 x 180mm
TL-FCSYL01-02	30W, 45W	2700K - 6500K, RGB	165 x 230mm
TL-FCSYL01-03	60W, 86W, 105W	2700K - 6500K	180 x 230mm
TL-FCSYL01-04	50W, 60W, 86W	2700K - 6500K, RGB	220 x 313mm

