



TL-FCSYL05



Wall Washer light fixture. Fitting manufactured according to the EN / IEC 60598-1:2015 rules.

Longer life (L90B10 @ 50,000 hours)

Body Type: Aluminium Alloy body

Diffuser: Tempered Glass / UV Stabilized PC

Light Source: Cree or Equivalent

Input Voltage: 220 - 240V

Driver Protection: Class I

Operating Temperature: - 20°C + 55°C

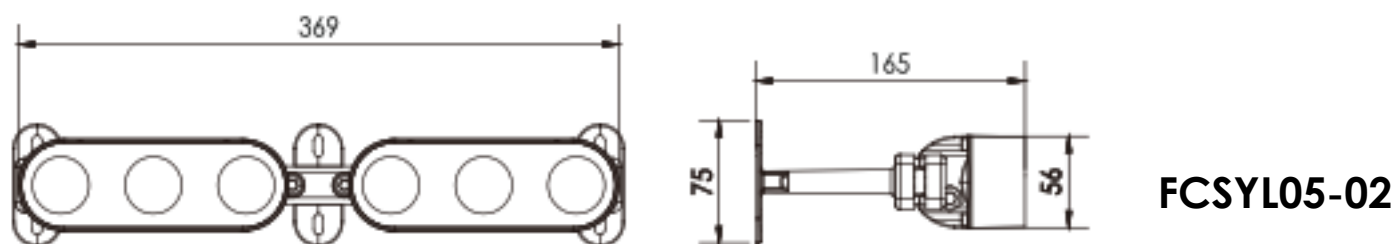
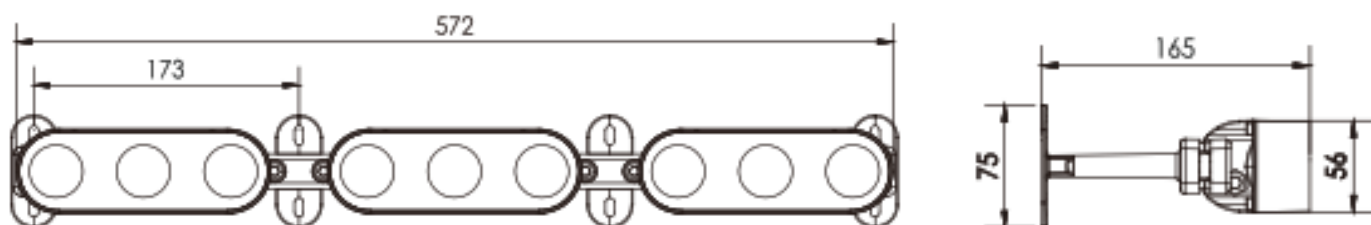
Body Color: Grey / Customized

On Request: Other Wattage & Dimension Variants

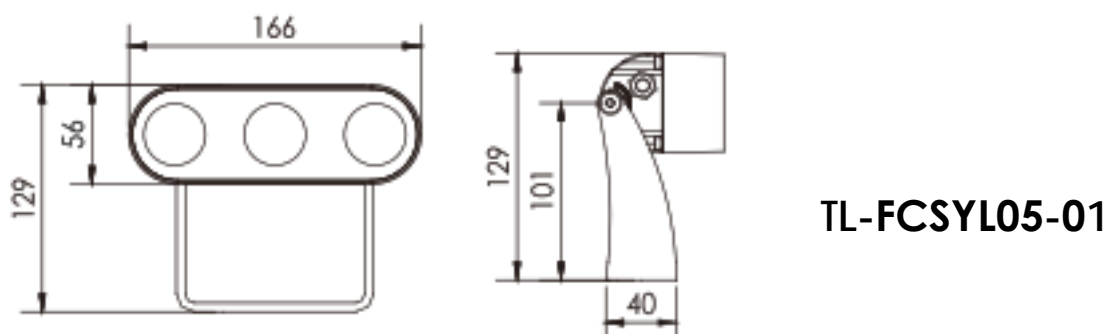




TL-FCSYL05-03



FCSYL05-02



TL-FCSYL05-01

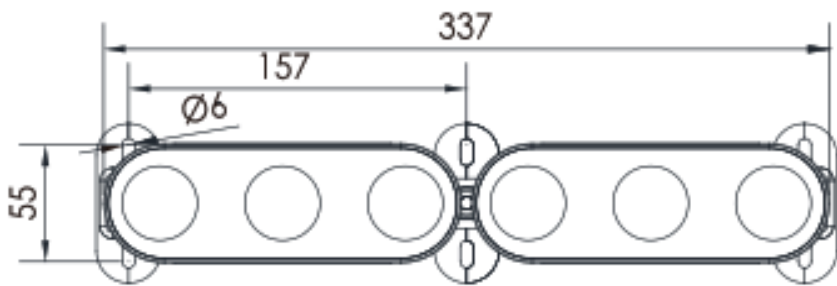
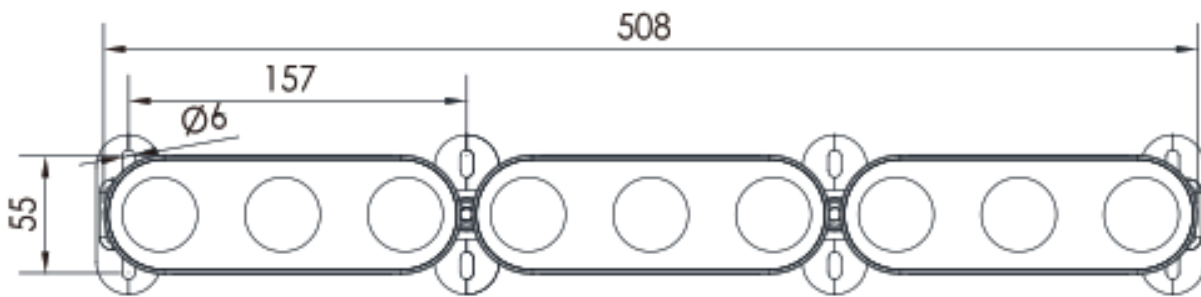
Product Variants

| Product Code | Wattage | Beam Angle | CCT |
|---------------|---------|--|----------------------------|
| TL-FCSYL05-01 | 15W | 6°, 12°, 20°, 30°, 60°, 10x70°, 5x20° | 2700K, 3000K, 4000K, 6000K |
| TL-FCSYL05-02 | 30W | 6°, 12°, 20°, 30°, 40°, 60°, 10x70°, 5x20° | 2700K, 3000K, 4000K, 6000K |
| TL-FCSYL05-03 | 45W | 6°, 12°, 20°, 30°, 40°, 60°, 10x70°, 5x20° | 2700K, 3000K, 4000K, 6000K |

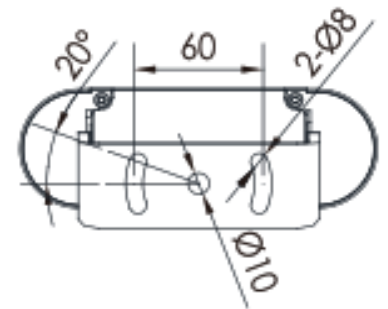
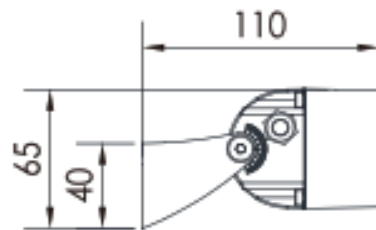
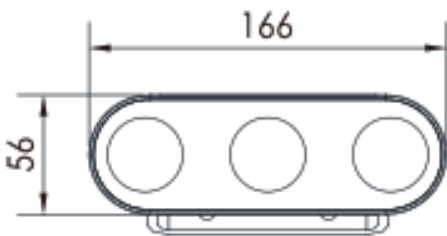




TL-FCSYL05-06



TL-FCSYL05-05



TL-FCSYL05-04

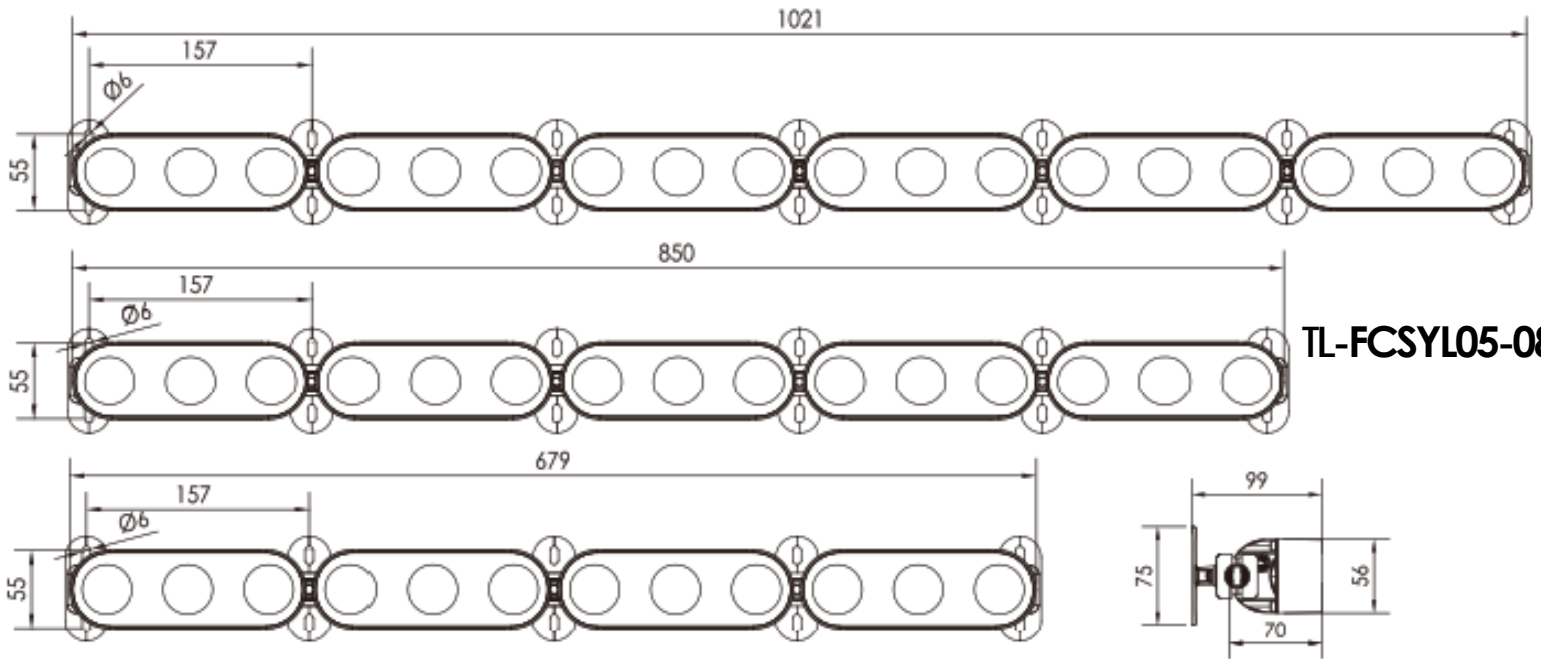
Product Variants

| Product Code | Wattage | Beam Angle | CCT |
|---------------|---------|--|----------------------------|
| TL-FCSYL05-04 | 15W | 6°, 12°, 20°, 30°, 40°, 60°, 10x70°, 5x20° | 2700K, 3000K, 4000K, 6000K |
| TL-FCSYL05-05 | 30W | 6°, 12°, 20°, 30°, 40°, 60°, 10x70°, 5x20° | 2700K, 3000K, 4000K, 6000K |
| TL-FCSYL05-06 | 45W | 6°, 12°, 20°, 30°, 40°, 60°, 10x70°, 5x20° | 2700K, 3000K, 4000K, 6000K |





TL-FCSYL05-09




TL-FCSYL05-08

TL-FCSYL05-07

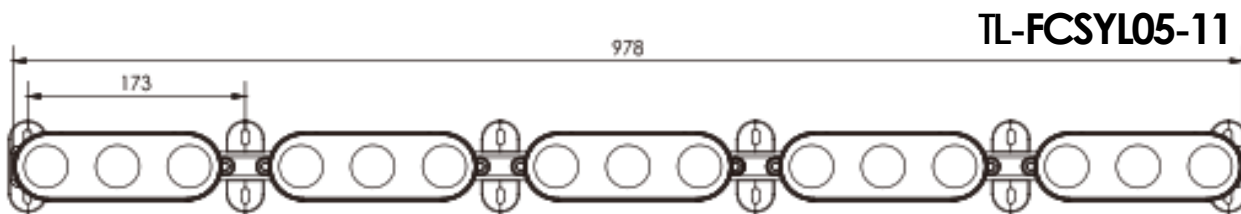
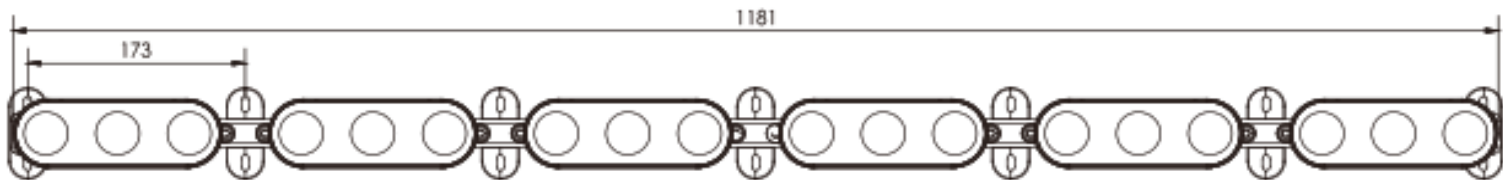
Product Variants

| Product Code | Wattage | Beam Angle | CCT |
|---------------|---------|--|----------------------------|
| TL-FCSYL05-07 | 60W | 6°, 12°, 20°, 30°, 40°, 60°, 10x70°, 5x20° | 2700K, 3000K, 4000K, 6000K |
| TL-FCSYL05-08 | 75W | 6°, 12°, 20°, 30°, 40°, 60°, 10x70°, 5x20° | 2700K, 3000K, 4000K, 6000K |
| TL-FCSYL05-09 | 90W | 6°, 12°, 20°, 30°, 40°, 60°, 10x70°, 5x20° | 2700K, 3000K, 4000K, 6000K |

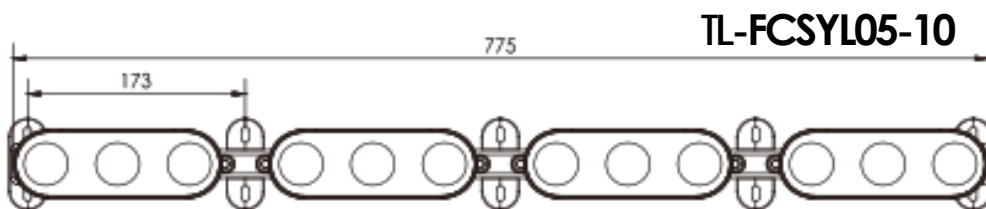




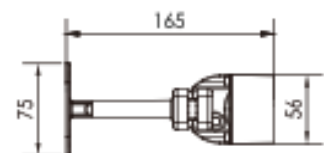
TL-FCSYL05-12



TL-FCSYL05-11



TL-FCSYL05-10



Product Variants

| Product Code | Wattage | Beam Angle | CCT |
|---------------|---------|--|----------------------------|
| TL-FCSYL05-10 | 60W | 6°, 12°, 20°, 30°, 40°, 60°, 10x70°, 5x20° | 2700K, 3000K, 4000K, 6000K |
| TL-FCSYL05-11 | 75W | 6°, 12°, 20°, 30°, 40°, 60°, 10x70°, 5x20° | 2700K, 3000K, 4000K, 6000K |
| TL-FCSYL05-12 | 90W | 6°, 12°, 20°, 30°, 40°, 60°, 10x70°, 5x20° | 2700K, 3000K, 4000K, 6000K |



