



TL-FCSYL03



Wall Washer light fixture. Fitting manufactured according to the EN / IEC 60598-1:2015 rules.

Longer life (L90B10 @ 50,000 hours)

Body Type: Aluminium Alloy body

Diffuser: Tempered Glass

Light Source: Cree or Equivalent

Input Voltage: 220 - 240V

Lumens: 90 - 130 lm/W

Operating Temperature: - 20°C + 55°C

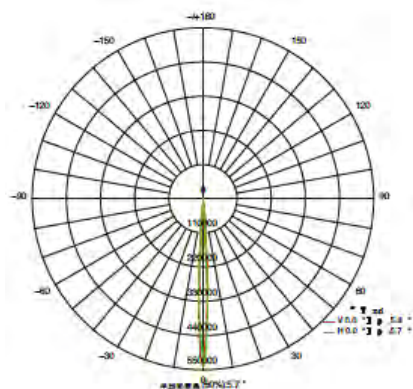
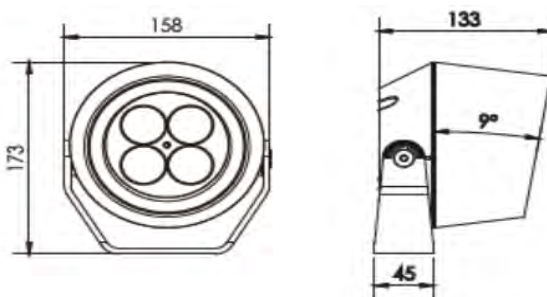
Beam Angle: 2.6°, 3.5°, 6°, 10°, 12°, 20°, 30°, 45°, 60°, 5x20°, 10x70°, 15x60°

Body Color: Grey / Customized

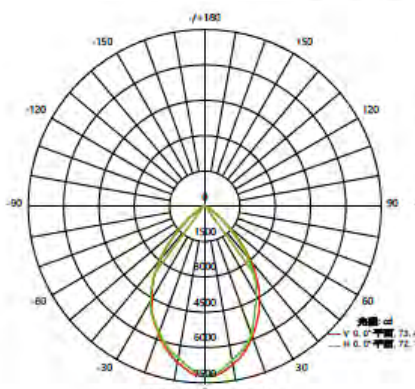
On Request: Other Wattage & Dimension Variants



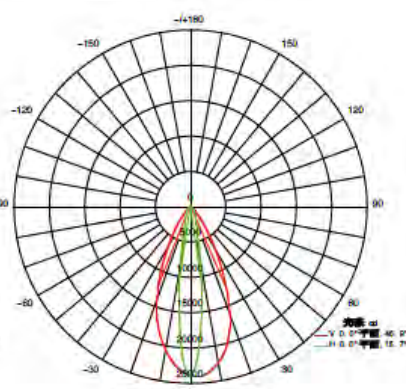
Templux Lighting s.r.l, Via Gradenigo 58, PD35100, Italy, info@templuxitaly.com, www.templuxitaly.com



6°



60°



10x70°

Product Variants

Product Code	Wattage	CCT	Dimension DxH (MM)
TL-FCSYL03-01	15W, 20W	2700K - 6500K, RGBW	158 x 173mm
TL-FCSYL03-02	22W, 30W	2700K - 6500K, RGBW	184 x 204mm
TL-FCSYL03-03	35W, 45W	2700K - 6500K, RGBW	222 x 237mm
TL-FCSYL03-04	60W, 75W	2700K - 6500K, RGBW	268 x 287mm
TL-FCSYL03-05	85W, 120W	2700K - 6500K, RGBW	328 x 355mm

