



TL-FLKHSQ



Flood light fixture. Fitting manufactured according to the EN / IEC 60598-1:2015 rules.

Longer life (A - L90B10 @ 100,000 hours) (B - L90B10 @ 50,000 hours)

Body Type: Aluminium

Diffuser: PC

Light Source: Philips / Cree

Driver: Meanwell, Philips or Equivalent

Lumen: 150 lm/W

Input Voltage: 100 - 277V

Driver Protection: Class I

Chromaticity tolerance (MacAdam) : 3

Operating Temperature: - 20°C + 60°C

Beam Angle: 8° / 20° / 40° / 60° / 49*21° / 30*70°

Body Color: Black

Dimmable: On Request

On Request: Other Wattage & Dimension Variants



TL-FLKHSQ-500



TL-FLKHSQ-750



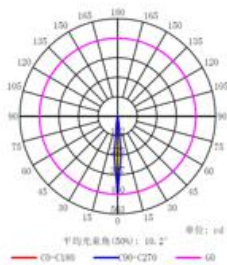
TL-FLKHSQ-1250



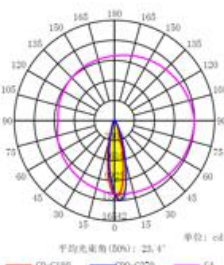
Product Variants

Product Code	Wattage	Lumen	Efficiency	CCT	Dimension (mm)
TL-FLKHSQ-500 -A/B	500W	75000 lm	150 lm/W	3000K/ 4000K /5000K/6000K	475x685x210
TL-FLKHSQ-750 -A/B	750W	112500 lm	150 lm/W	3000K/ 4000K /5000K/6000K	625x685x210
TL-FLKHSQ-1000-A/B	1000W	150000 lm	150 lm/W	3000K/ 4000K /5000K/6000K	765x685x210
TL-FLKHSQ-1250-A/B	1250W	187500 lm	150 lm/W	3000K/ 4000K /5000K/6000K	905x685x210
TL-FLKHSQ-1500-A/B	1500W	225000 lm	150 lm/W	3000K/ 4000K /5000K/6000K	1045x685x210

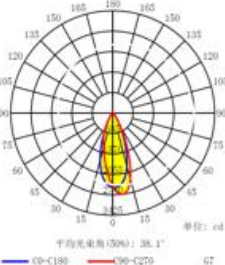
8°



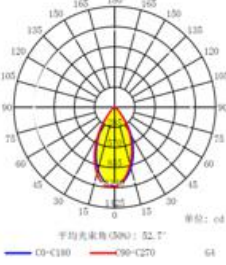
20°



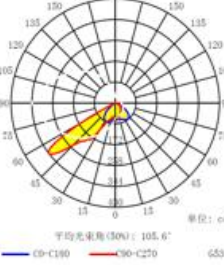
40°



60°



65°



50°

