



TL-LPKH



Decorative Surface & Suspended Fixture. Fitting manufactured according to the EN / IEC 60598-1:2015 rules.

Longer life (L90B10 @ 50,000 hours)

Body Type: Aluminium

Diffuser: Reflector + Opal Diffuser

Light Source: Philips/Osram/cree

Driver: Eaglerise/Philips/Lifud

Chromaticity tolerance (MacAdam) : 3

Input Voltage: 220 - 240V

Driver Protection: Class I

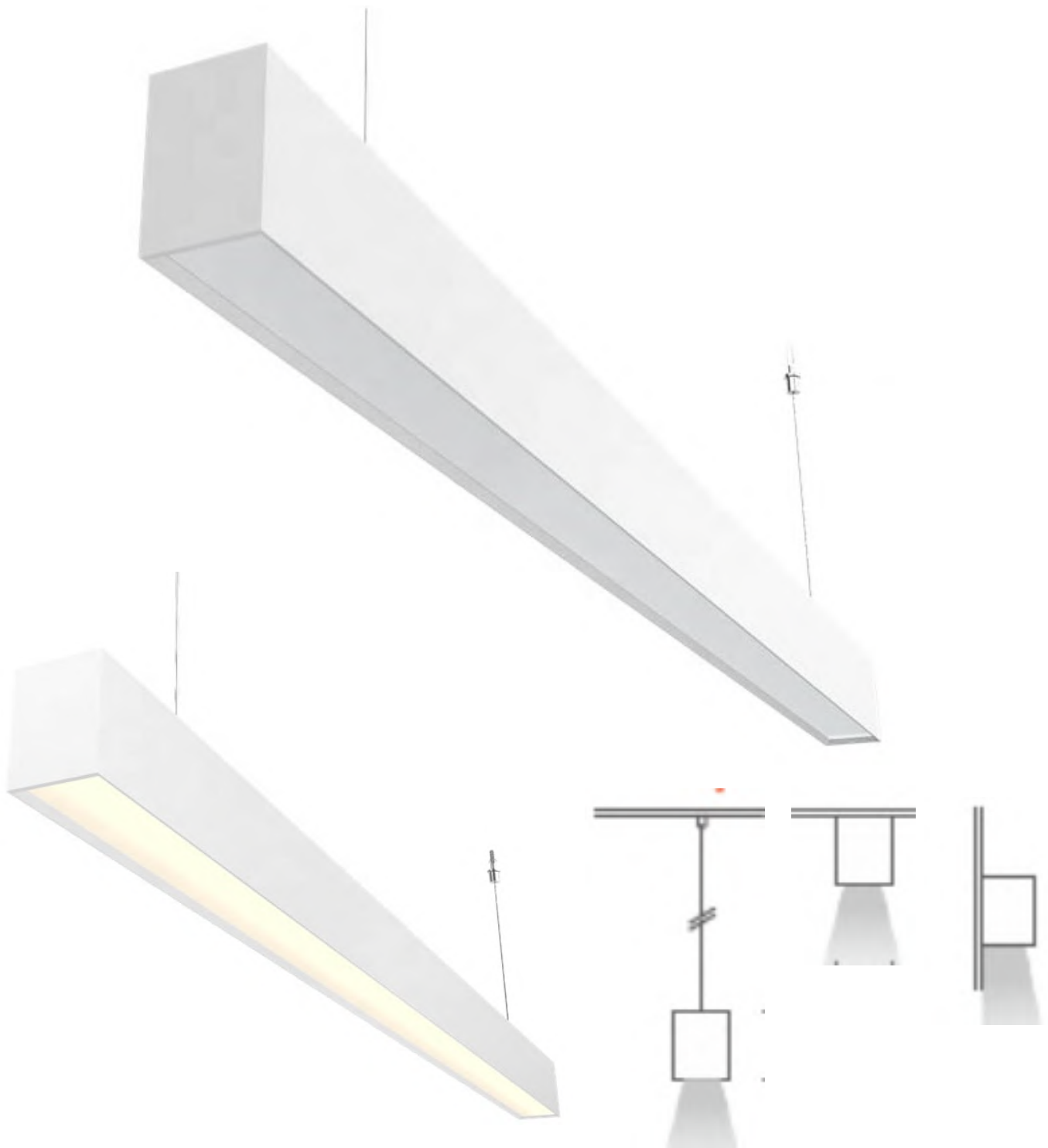
Operating Temperature: - 20°C to + 40°C

Body Color: White / Black / Silver

On Request: Other Wattage & Dimension Variants



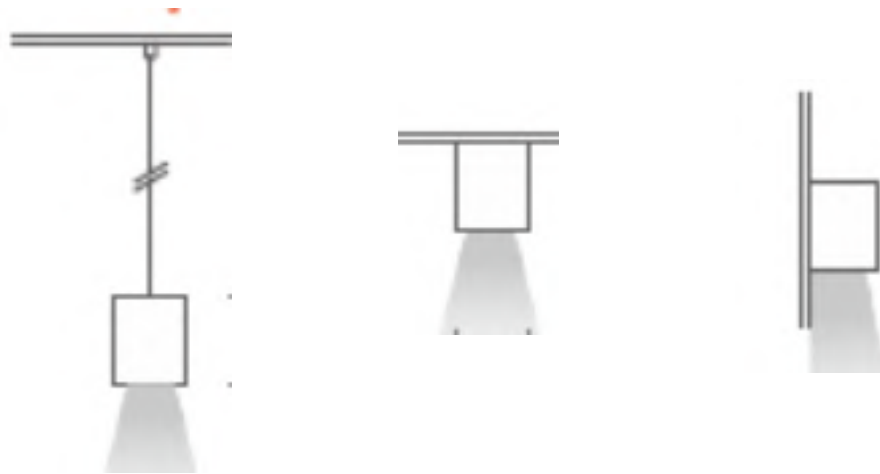
Templux Lighting s.r.l, Via Gradenigo 58, PD35100, Italy, info@templuxitaly.com, www.templuxitaly.com



Product Variants

Product Code	Wattage	Lumen	Beam Angle	CCT	Dimension (MM)
TL-LPKH1-1A-30W	30W	3600lm	120°	2700K - 5700K	L600 *W33 *H70 MM
TL-LPKH1-1B-40W	40W	4800lm	120°	2700K - 5700K	L1200 *W33 *H70 MM
TL-LPKH1-1C-50W	50W	6000lm	120°	2700K - 5700K	L1500 *W33 *H70 MM
TL-LPKH1-1D-60W	60W	7200lm	120°	2700K - 5700K	L2400 *W33 *H70 MM

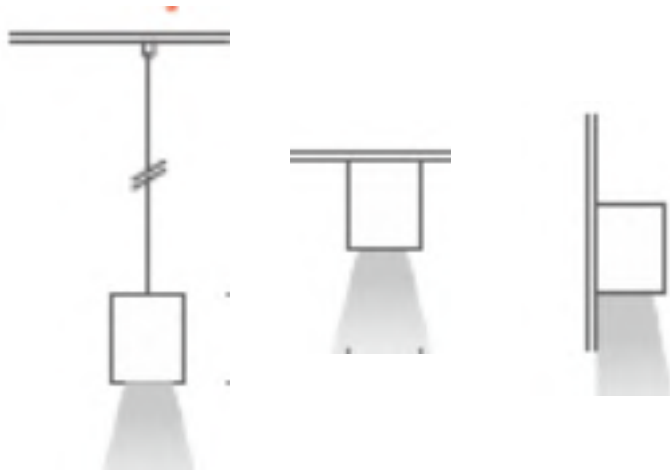





Product Variants

Product Code	Wattage	Lumen	Beam Angle	CCT	Dimension (MM)
TL-LPKH1-2A-30W	30W	3600lm	36° + 120°	2700K - 5700K	L600 *W33 *H70 MM
TL-LPKH1-2B-40W	40W	4800lm	36° + 120°	2700K - 5700K	L1200 *W33 *H70 MM
TL-LPKH1-2C-50W	50W	6000lm	36° + 120°	2700K - 5700K	L1500 *W33 *H70 MM
TL-LPKH1-2D-60W	60W	7200lm	36° + 120°	2700K - 5700K	L2400 *W33 *H70 MM





Product Variants

Product Code	Wattage	Lumen	Beam Angle	CCT	Dimension (MM)
TL-LPKH1-3A-30W	30W	3600lm	36°	2700K - 5700K	L600 *W33 *H70 MM
TL-LPKH1-3B-40W	40W	4800lm	36°	2700K - 5700K	L1200 *W33 *H70 MM
TL-LPKH1-3C-50W	50W	6000lm	36°	2700K - 5700K	L1500 *W33 *H70 MM
TL-LPKH1-3D-60W	60W	7200lm	36°	2700K - 5700K	L2400 *W33 *H70 MM

