



## TL-WLDL



Ceiling or Wall mounted fixture. Fitting manufactured according to the EN / IEC 60598-1:2015 rules.

Longer life (L90B10 @ 50,000 hours)

Body Type: Die cast aluminium

Diffuser: PC or Tempered Glass

Light Source: Tridonic or Philips or Equivalent

Driver: Tridonic or Philips or Equivalent

Chromaticity tolerance (MacAdam) : 3

Input Voltage: 220 - 240V

Driver Protection: Class I

Operating Temperature: - 20°C to + 55°C

Beam Angle: 120°.

Body Color: Black / White / Grey / any other colors on request

Dimmable: 1-10V & Dali

Sensor: Microwave Sensor

On Request: Other Wattage & Dimension Variants



TL-WLDL-01-265



TL-WLDL-04-365



TL-WLDL-02-265



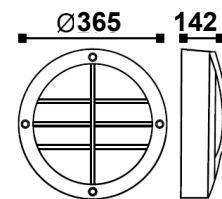
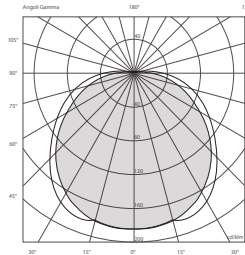
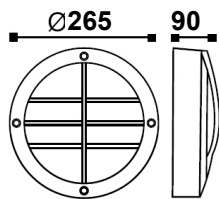
TL-WLDL-05-365



TL-WLDL-03-265



TL-WLDL-06-365



**Product Variants**

PRODUCT CODE	WATTAGE	LUMENS	EFFICIENCY	CRI
TL-WLDL-01-265	10W, 12.6W, 14.5W, 19W, 22W	1000 - 2700 lm	100 - 170 lm/W	80
TL-WLDL-02-265				
TL-WLDL-03-265				
TL-WLDL-04-365	10W, 12.6W, 14.5W, 17W, 19W, 22W, 27W, 31W	1000 - 5000 lm	101 - 170 lm/W	80
TL-WLDL-05-365				
TL-WLDL-06-365				

Emergency: 1 Hrs or 3 Hrs with Tridonic Kit

Color Temperature: 2700K - 6500K

