



## TL-WLBKFK



Ceiling or Wall mounted fixture. Fitting manufactured according to the EN / IEC 60598-1:2015 rules.

Longer life (L90B10 @ 50,000 hours)

Body Type: Die cast aluminium

Diffuser: Glass

Light Source: Tridonic or Philips or Equivalent

Driver: Tridonic or Philips or Equivalent

Chromaticity tolerance (MacAdam) : 3

Input Voltage: 100 - 277V

Driver Protection: Class I

Operating Temperature: - 20°C to + 55°C

Beam Angle: 120°.

Body Color: Black / White / Graphite / any other colors on request

Dimmable: 1-10V & Dali

On Request: Other Wattage & Dimension Variants



**PHILIPS**  
**TRIDONIC**



TL-WLBKFK-01

16W LED 1760 lm

2700K-6500K



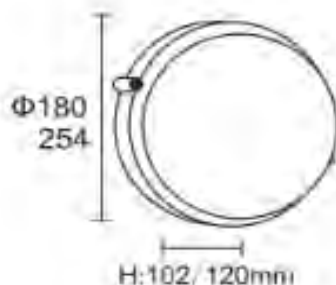
TL-WLBKFK-02

16W LED 1760 lm

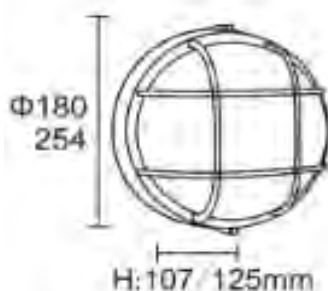
2700K-6500K



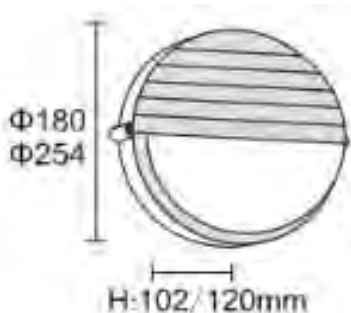
**TEMPLUX**



TL-WLBKFK-03-A (180\*102)  
12W LED 1220 lm, 2700K-6500K  
TL-WLBKFK-03-B (254\*120)  
16W LED 1760 lm, 2700K-6500K



TL-WLBKFK-04-A (180\*107)  
12W LED 1220 lm, 2700K-6500K  
TL-WLBKFK-04-B (254\*125)  
16W LED 1760 lm, 2700K-6500K



TL-WLBKFK-05-A (180\*102)  
12W LED 1220 lm, 2700K-6500K  
TL-WLBKFK-05-B (254\*120)  
16W LED 1760 lm, 2700K-6500K





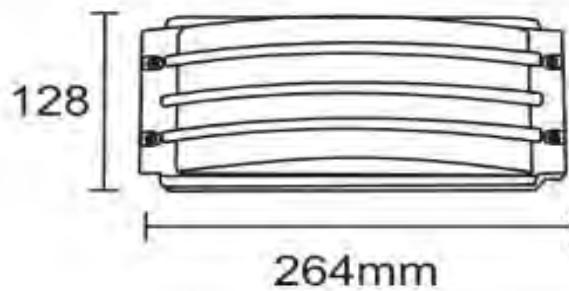
TL-WLBKFK-06  
12W LED 1320 lm  
2700K-6500K



TL-WLBKFK-07  
12W LED 1320 lm  
2700K-6500K



TL-WLBKFK-08  
12W LED 1320 lm  
2700K-6500K



TL-WLBKFK-09-A 12W, LED, 1320 lm, 2700K-6500K, (215\*107\*95MM)

TL-WLBKFK-09-B 16W, LED, 1760 lm, 2700K-6500K, (280\*160\*120MM)



TL-WLBKFK-10-A 12W, LED, 1320 lm, 2700K-6500K, (215\*107\*100MM)

TL-WLBKFK-10-B 16W, LED, 1760 lm, 2700K-6500K, (280\*160\*125MM)



TL-WLBKFK-11-A 12W, LED, 1320 lm, 2700K-6500K, (215\*107\*100MM)

TL-WLBKFK-11-B 16W, LED, 1760 lm, 2700K-6500K, (280\*160\*125MM)



**TEMPLUX**

TL-WLBKFK-12-A 12W, LED, 1200 lm, 2700K-6500K, (148\*164\*105MM)

TL-WLBKFK-12-B 16W, LED, 1760 lm, 2700K-6500K, (154\*220\*125MM)

